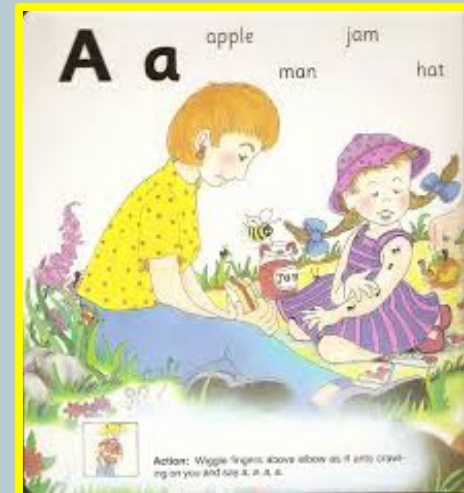


Welcome

Phonics and Reading *Information Evening*



Learning to read...



Phonics Teaching in school...

15 - 20 minutes every day

1 new sound each day


Learning the letters... Jolly Phonics

Tricky words

Blending to read

Segmenting to write

Sound buttons



The Sounds...

Phase 2: s,a,t,p,i,n,m,d,g,o,c,k,ck,e,u,r,h,b,f,ff,l,ll,ss

Phase 3:

j,v,w,x,y,z,zz,qu,ch,sh,th,ng,ai,ee,igh,oa,oo,ar,or,ur,ow,oi,
ear,air, ure, er

Phase 4:

Blending longer words, using more letter sounds

e.g. b-u-ck-e-t

Phase 5:

Alternative grapheme representations e.g. 'ow', 'ou' and 'ough' and pronunciations.

Why are they in this order?

Phonics Terminology

Grapheme

Phoneme

Digraph

-consonant digraph

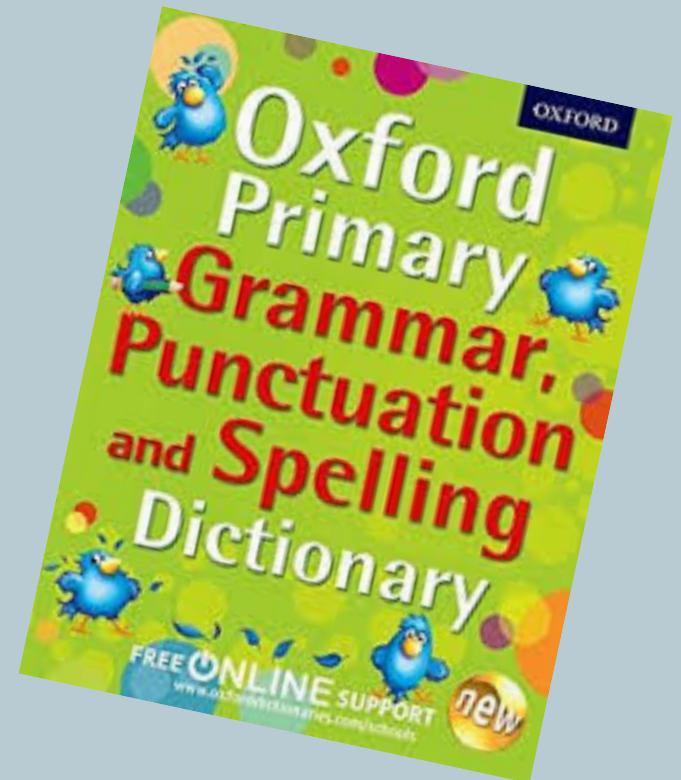
-vowel digraph

Trigraph

Blending

Segmenting

Sound-talk



Sound talk games

Metal Mike

May I cross the golden
river?

Georgie's gym

What's in the box?

Robot talk



Guided Reading



In small groups - usually about 4 or 5 children.

Designed to teach them the skills of reading and to encourage discussion about different texts.

Usually a level above the books they bring home

Individual Reading

- Find a relaxed time and place to do reading with your child.
- Little and often is best
- Practice their tricky words as often as you can. Use the flashcards to help you.
- Practise blending and segmenting longer words orally.
- Enjoy reading longer books of their choice together.
- Ask lots of questions



We aim to change reading books twice a week on a Monday and Friday... *be sure to make a note in your child's reading record about whether you have finished the book.*

Reading at home:

Questions you could use to support the reading of books at home:

From within the text:

Can you spot a 'ch' sound?

Can you find three full stops?

About the text:

Which character would you like to be? Why?

What do you think happens next?

What kind of writing is this? A fact book? A story? A shopping list?



Everybody learns to read in different ways, some learn very quickly, others need a little more time. The important thing is that you enjoy the journey together Before you know it they will be reading to themselves!

Useful websites:

- <http://www.letters-and-sounds.com>
- <https://www.youtube.com/watch?v=eCjJYB07aSU>
- <http://www.phonicsplay.co.uk> (free trial)