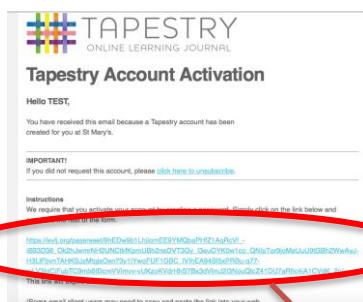




## How to set up Tapestry at home:

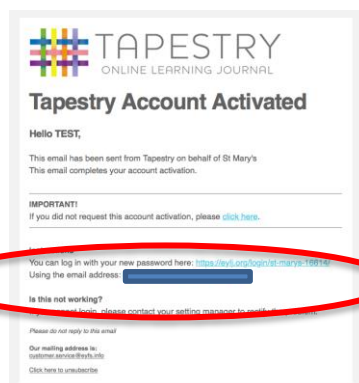


1. Wait to receive this 'Tapestry Account Activation' email:

*(I will be sending these out to your email over the next week)*

2. Click on the given link (or paste into your browser) - it will request that you start by changing your password. *\*Please only give this password out to trusted individuals, for the safety of all our children.\**

You should then receive another email like this (right)

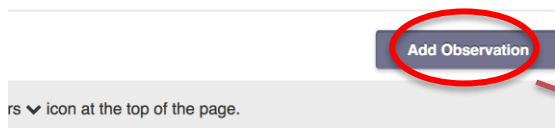



3. To access the journal, click on the link provided in the confirmation email or type in: [tapestryjournal.com](http://tapestryjournal.com)



4. The log-in page looks like this (left)... log in with your email address and new password.

5. You should now be able to view any school observations by clicking on your child's name (in the **Children** tab) or on a specific observation (in the **Obs** tab)



6. Share your own observations / photographs by clicking on the purple 'Add Observation' button in the top right hand corner.

This is a wonderful way to share what children have done in the day, together at home. Also, it is an opportunity for you to take photographs and make a record of things they do at home... we can then see these at school and celebrate with you and your child.

Please do not hesitate to ask if you need any further help,

*Mrs Harrison*